

WIFI OUTDOOR SOCKET USER GUIDE

Parameter:
Model:PS-1606
Rated Voltage: 90V-250V AC
Max. Current: 16A
Wireless Standard: Wi-Fi 2.4Ghz
Material: PC

1. Install Smart Life App into smart phone or tablet device. Or scan the QR code, download and install into smart phone or tablet device.



Smart Life app Download QR Code




Alexa Tutorial



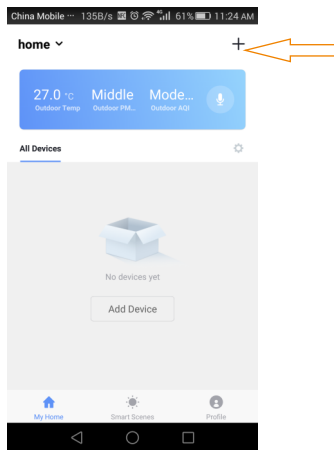
FAQ

2. Set up
Press and hold button for about 10 seconds until the WIFI LED rapidly flashes.

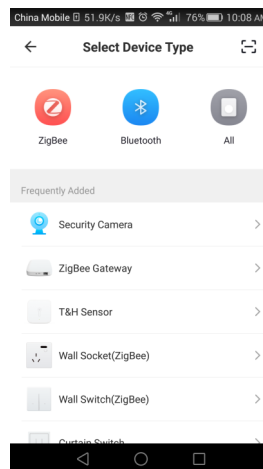
Pairing button
Manual switch



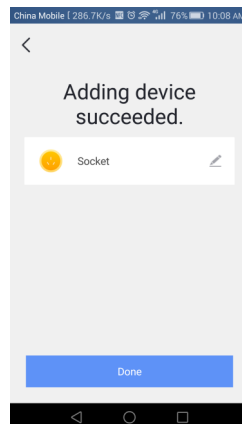
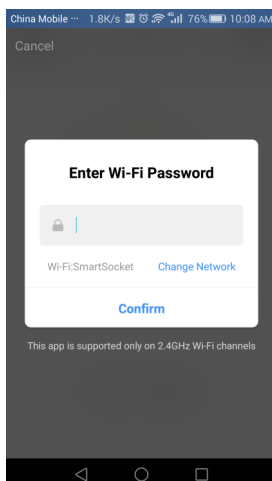
The blue light represents the state of the switch and the green light represents the state of wifi.



Click "All" and choose your device



Input your WiFi SSID and password.



When the green light keeps on, the device is online. Start to control now!